

## Match-A-Slope

Match the following graphs with their slopes. **Pay special attention to the scaling on each set of axes.** Show your calculations to find each slope.

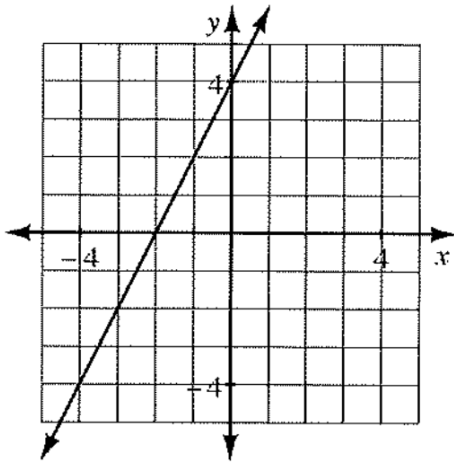
a.  $slope = \frac{1}{4}$

b.  $slope = \frac{1}{2}$

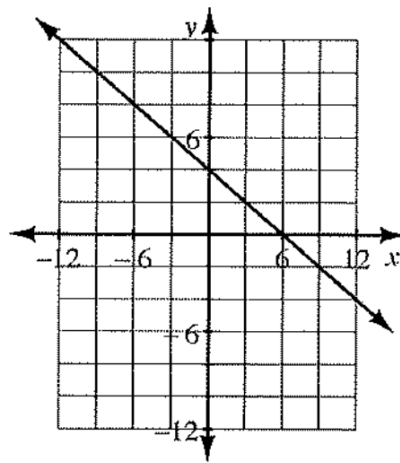
c.  $slope = 2$

d.  $slope = -\frac{2}{3}$

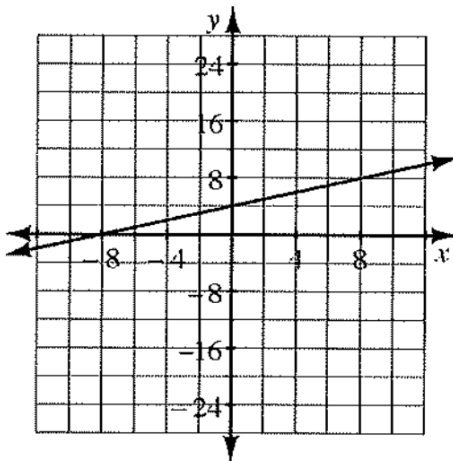
1.



2.



3.



4.

