


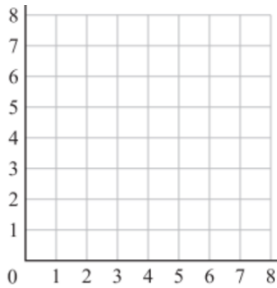
Tech Day Homework

You will be able to complete this assignment using what we learned today about Notability and Desmos.

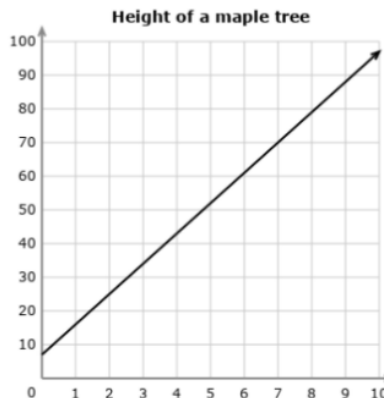
1. Upload this document into Notability.
2. Using the pen, choose a color and fill in your Name, Period, and Date at the top of this sheet.
3. Connect the two points below with a straight line.



4. Copy the graph. Paste it and enlarge so that it fills the box below.



5. Plot the following points on the enlarged graph: $(2, 4)$, $(3, 7)$, and $(5, 2)$
6. Create axis labels for the graph below using text boxes. Place the labels so they are parallel to each axis (one will need to be rotated!).



7. Go to Desmos-
 - a. plot the line $y = 40x - 3$
 - b. Set the x-axis to $-1 \leq x \leq 2$
 - c. Set the y-axis to $-5 \leq y \leq 80$
 - d. Take a screenshot and paste below.

8. Draw an emoji that is not standard on your phone but you could really use.
(If you have all the emojis you need, draw a picture of the one you use the most.)